



Elprex "16" - ELP2204



Elprex - ELP2204

- energy efficient motor
- provides low level continuous ventilation to control condensation
- 4 speed centrifugal fan - **16 l/sec** Trickle Speed 1
- choice of three speeds at installation
- wall or ceiling
- for any kitchen
- low noise levels
- low running costs
- complies with Building Regulations

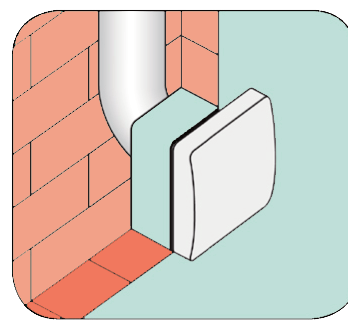
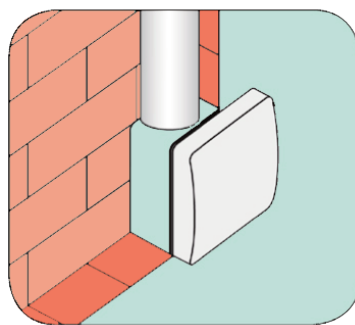
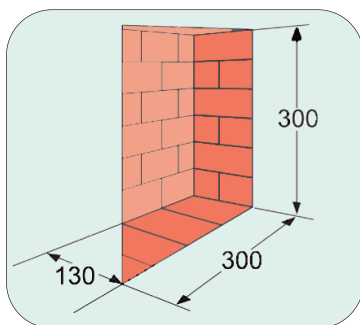


Elprex "16" - ELP2204

GENERAL FEATURES

- exhausts directly to the outside or through long lengths of ducting (up to 15m)
- sfp down to 0.35 W/l/s
- easy and economical to install and maintain
- runs continuously at trickle speed with choice of 3 boost speeds (fixed at installation)
- Trickle speed 1 operates at **16 l/s** (factory set)
- Boost speed 2 operates at 30 l/s
Boost speed 3 operates at 45 l/s
Boost speed 4 operates at 60 l/s
- speed boosted to maximum using integral pull cord or by:
 - remote switch/light switch
 - PIR sensor
 - DRH240 (dynamic remote humidistat)
- ELP2204HDT operates at Speed 2 if boost speed is automatically started by the integral humidistat when relative humidity reaches pre-set level. Fan runs at this speed until excess humidity dispersed. It then reverts to Trickle Speed 1. Boost speed can also be boosted manually by remote switch/light switch/PIR sensor or remote humidistat.
- anti-vibration gasket
- robust and anti-reverse (removable) backdraught shutter
- energy saving ventilation
- **extremely low running costs**
- low carbon footprint
- 2 year warranty

Built-in Installation

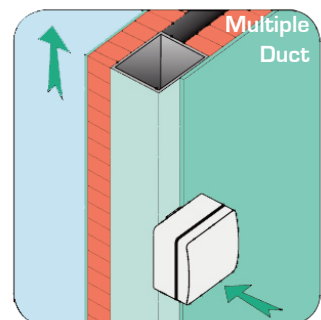
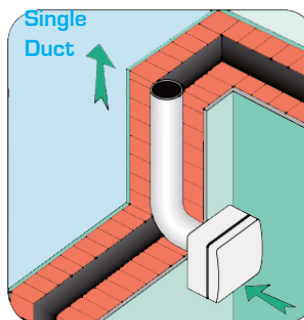


TECHNICAL FEATURES

- shockproof, high quality technopolymer casing
 - designed using latest wind tunnel technology and CFD simulations
 - motor with thermal protection
 - 30,000 hour life motor with maintenance free and long life ball bearings
 - operates in ambient temperatures up to 40°C
 - double insulated - no earth required
 - IPX4 Splashproof rated - can safely be installed in Zones I and II
- ### COMPLIES WITH
- Part L1A 2013 of Building Regulations for enhanced energy saving capability
 - Part F 2013 of Building Regulations for reliable, efficient ventilation
 - EU RoHS Directive Compliant.
 - Complies with IEC60335-2-80, LVD2006/95/CE and EMC2014/30/UE (European Directive against radio interference and electro-magnetic compatibility)
 - CE marked

TYPICAL SPECIFICATION AVAILABLE AT
<http://www.vectaire.co.uk/downloads>

Surface Mounted Installation



MODELS AVAILABLE:

- ELP2204 - 4 speed, continuous running, cord or remote
- ELP2204DT - 4 speed, continuous running with comfort timer (timer does not activate unless fan has been running for 2 minutes to avoid unnecessary night-time operation) and pull-cord
- ELP2204HDT - with comfort timer, humidistat and pull-cord
- ELP2204DL - 4 speed, continuous running with pull-cord and integral data logger
- ELP2204DTDL - with comfort timer, pull-cord and integral data logger
- ELP2204HDTDL - with comfort timer, humidistat, pull-cord and integral data logger

N.B timer adjustable from 0-30 minutes

Vectaire Ltd can supply all accessories for use with these units, including product filters, air filter cassettes, silencers, fire dampers, air valves, ducting, outside grilles and wall cowls. Additionally, Vectaire offers a design service to ensure that the unit installed is the best possible to provide efficient, effective, low energy and low running cost ventilation. Vectaire can also organise installation, commissioning and maintenance of these products.

N.B These fans are NOT suitable for use with Gravity Grilles. They should be installed using either Cowls or Fixed Grilles. Only approved accessories should be used:

Wall Plates – as required

Wall terminations – all wall terminations must use the approved wall cowl or high rise kit



Elprex "16" - ELP2204

TECHNICAL CHARACTERISTICS												
Model	Airflow l/sec				Power - Watts				dBA (@ 3m in free field)			
	Trickle 1	Boost 2	Boost 3	Boost 4	Trickle 1	Boost 2	Boost 3	Boost 4	Trickle 1	Boost 2	Boost 3	Boost 4
ELP2204	16	30	45	60	8.7	15.1	22.3	28.4	21	30	39	48

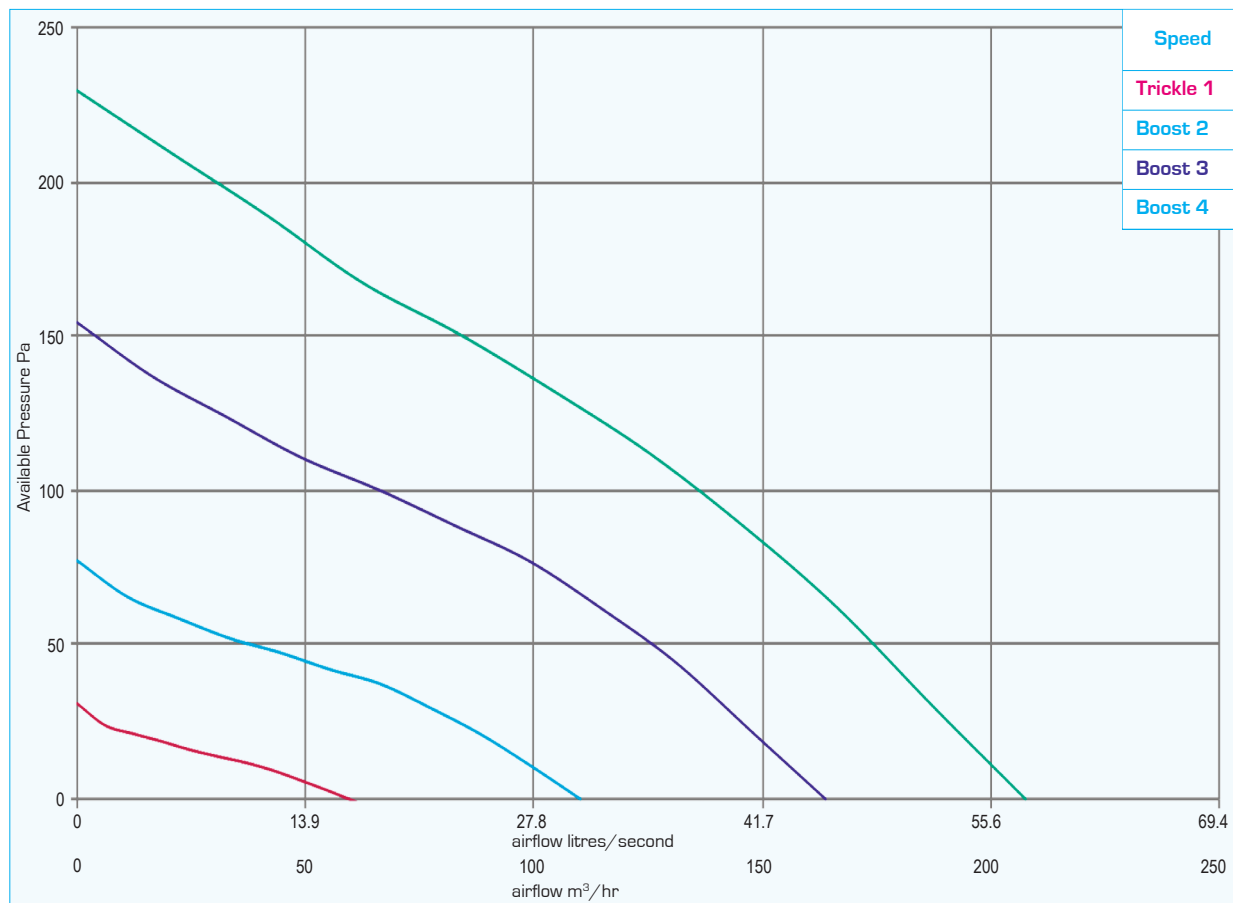
RESULTS for SAP CALCULATIONS			
Specific Fan Power [W/l/s]			
Speed 1	Speed 2	Speed 3	Boost
0.39	0.41	0.44	0.47

Results from our own laboratory - SAP2012 data

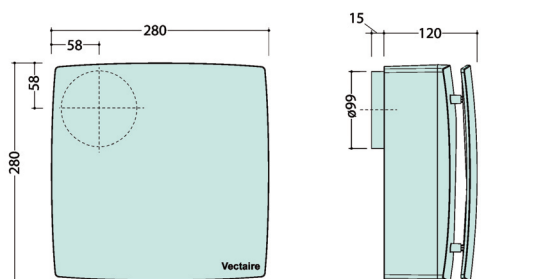


Elprex "16" - ELP2204

PERFORMANCE (curves are for guidance only)



DIMENSIONS - mm



Weight - 2.8 kg

